


Note: Grades A,B and C are Achievers. The Values given in the brackets denote the difference between the number of Pre and Post Test Achievers. (For Example: '+2' denotes an increment of 2 students in the Post Test)

COMPETENCYWISE PERFORMANCE - ACHIEVERS (ACH) NON ACHIEVERS (NACH)										
LANGUAGE	1 Std		2 Std		3 Std		4 Std		5 Std	
	ACH	NACH	ACH	NACH	ACH	NACH	ACH	NACH	ACH	NACH
Competency 1	11 (+2)	0	5 (0)	0	9 (-2)	2	10 (+2)	1	9 (0)	0
Competency 2	11 (0)	0	5 (0)	0	9 (+1)	2	6 (0)	5	9 (0)	0
Competency 3	6 (-4)	5	5 (0)	0	10 (0)	1	6 (0)	5	9 (0)	0
Competency 4	11 (0)	0	5 (0)	0	10 (+1)	1	8 (+3)	3	9 (0)	0
Competency 5	11 (0)	0	5 (-1)	0	10 (+1)	1	11 (+5)	0	5 (-4)	4
Competency 6	11 (+1)	0	5 (0)	0	10 (-2)	1	6 (-1)	5	8 (+1)	1
Competency 7	11 (+1)	0	5 (0)	0	10 (0)	1	8 (+1)	3	8 (+3)	1
Competency 8	11 (0)	0	5 (-1)	0	10 (0)	1	7 (+1)	4	8 (+3)	1
Competency 9			5 (+1)	0	8 (-2)	3	7 (+4)	4	1 (+1)	8
Competency 10			5 (0)	0	9 (-1)	2	9 (+3)	2	9 (+2)	0
Competency 11					10 (+4)	1	6 (+3)	5	6 (-2)	3
Competency 12							10 (0)	1		
Competency 13							9 (+1)	2		


COMPETENCYWISE PERFORMANCE - ACHIEVERS (ACH) NON ACHIEVERS (NACH)										
ENGLISH	1 Std		2 Std		3 Std		4 Std		5 Std	
	ACH	NACH	ACH	NACH	ACH	NACH	ACH	NACH	ACH	NACH
Competency 1	11(+3)	0	5 (-1)	0	10 (0)	1	11 (0)	0	9 (-1)	0
Competency 2	11(+1)	0	5 (0)	0	9 (-1)	2	5 (0)	6	9 (+5)	0
Competency 3	11(+10)	0	5 (-1)	0	9 (+1)	2	6 (+1)	5	9 (0)	0
Competency 4	11 (0)	0	5 (-1)	0	8 (-3)	3	7 (+2)	4	9 (0)	0
Competency 5			5 (0)	0	6 (-4)	5	11 (+3)	0	9 (0)	0
Competency 6					8 (0)	3	6 (+1)	5	9 (-1)	0
Competency 7					9 (0)	2				



Note: Grades A,B and C are Achievers. The Values given in the brackets denote the difference between the number of Pre and Post Test Achievers. (For Example: '+2' denotes an increment of 2 students in the Post Test)

COMPETENCYWISE PERFORMANCE - ACHIEVERS (ACH) NON ACHIEVERS (NACH)										
LANGUAGE	1 Std		2 Std		3 Std		4 Std		5 Std	
	ACH	NACH	ACH	NACH	ACH	NACH	ACH	NACH	ACH	NACH
Competency 1	3 (0)	0	4 (+1)	0	5 (+1)	0	4 (+1)	0	5 (+1)	0
Competency 2	3 (0)	0	4 (+2)	0	5 (+3)	0	3 (0)	1	5 (+1)	0
Competency 3	3 (0)	0	4 (+1)	0	5 (+2)	0	3 (0)	1	5 (+1)	0
Competency 4	3 (0)	0	4 (+2)	0	5 (+2)	0	4 (+1)	0	5 (+1)	0
Competency 5	3 (0)	0	4 (+1)	0	5 (+2)	0	3 (0)	1	5 (+1)	0
Competency 6	3 (0)	0	4 (+3)	0	5 (+2)	0	3 (0)	1	5 (+1)	0
Competency 7	3 (+1)	0	4 (+1)	0	5 (+2)	0	4 (0)	0	5 (+2)	0
Competency 8	3 (0)	0	4 (+1)	0	5 (+2)	0	4 (+1)	0	5 (+1)	0
Competency 9			4 (+1)	0	4 (+2)	1	3 (+1)	1	5 (+3)	0
Competency 10			4 (+1)	0	5 (+2)	0	4 (0)	0	5 (+1)	0
Competency 11					5 (+3)	0	4 (+3)	0	5 (+1)	0
Competency 12							4 (+1)	0		
Competency 13							4 (0)	0		

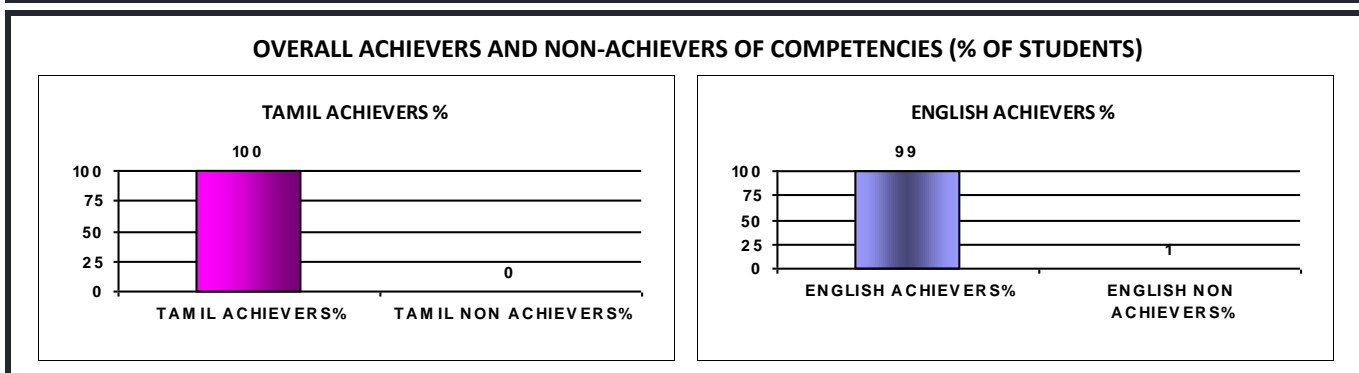
COMPETENCYWISE PERFORMANCE - ACHIEVERS (ACH) NON ACHIEVERS (NACH)										
ENGLISH	1 Std		2 Std		3 Std		4 Std		5 Std	
	ACH	NACH	ACH	NACH	ACH	NACH	ACH	NACH	ACH	NACH
Competency 1	3 (+1)	0	4 (+1)	0	5 (+1)	0	4 (0)	0	5 (+1)	0
Competency 2	3 (0)	0	4 (+1)	0	3 (+1)	2	4 (0)	0	5 (+1)	0
Competency 3	3 (+3)	0	4 (+1)	0	5 (+5)	0	4 (+1)	0	5 (+1)	0
Competency 4	3 (0)	0	4 (+1)	0	5 (+4)	0	3 (+2)	1	5 (+1)	0
Competency 5			4 (+1)	0	5 (+3)	0	4 (0)	0	5 (+1)	0
Competency 6					5 (+3)	0	3 (0)	1	5 (+1)	0
Competency 7					4 (+3)	1				



Note: Grades A,B and C are Achievers. The Values given in the brackets denote the difference between the number of Pre and Post Test Achievers. (For Example: '+2' denotes an increment of 2 students in the Post Test)

COMPETENCYWISE PERFORMANCE - ACHIEVERS (ACH) NON ACHIEVERS (NACH)										
LANGUAGE	1 Std		2 Std		3 Std		4 Std		5 Std	
	ACH	NACH	ACH	NACH	ACH	NACH	ACH	NACH	ACH	NACH
Competency 1	9 (0)	0	12 (0)	0	23 (-2)	0	21 (+3)	0	34 (+2)	0
Competency 2	9 (0)	0	12 (+1)	0	21 (+1)	2	19 (+2)	2	32 (+3)	2
Competency 3	9 (0)	0	12 (-1)	0	23 (+3)	0	19 (+5)	2	31 (+4)	3
Competency 4	9 (0)	0	12 (-1)	0	22 (+3)	1	21 (+5)	0	33 (+2)	1
Competency 5	9 (0)	0	12 (-1)	0	22 (0)	1	21 (+5)	0	34 (+1)	0
Competency 6	9 (0)	0	11 (0)	1	23 (-2)	0	20 (+1)	1	34 (+2)	0
Competency 7	9 (0)	0	12 (0)	0	22 (-3)	1	20 (+1)	1	27 (+5)	7
Competency 8	9 (0)	0	12 (0)	0	22 (0)	1	21 (+2)	0	33 (+7)	1
Competency 9			12 (-1)	0	22 (+4)	1	20 (+4)	1	32 (+2)	2
Competency 10			12 (-1)	0	23 (-2)	0	21 (+2)	0	34 (+2)	0
Competency 11					23 (-1)	0	19 (+3)	2	33 (+3)	1
Competency 12							21 (+2)	0		
Competency 13							21 (+2)	0		


COMPETENCYWISE PERFORMANCE - ACHIEVERS (ACH) NON ACHIEVERS (NACH)										
ENGLISH	1 Std		2 Std		3 Std		4 Std		5 Std	
	ACH	NACH	ACH	NACH	ACH	NACH	ACH	NACH	ACH	NACH
Competency 1	9 (+1)	0	12 (-1)	0	23 (-1)	0	19 (+1)	2	34 (+2)	0
Competency 2	9 (0)	0	12 (-1)	0	23 (-2)	0	21 (+4)	0	30 (+1)	4
Competency 3	9 (+1)	0	12 (0)	0	23 (+5)	0	19 (+2)	2	33 (+4)	1
Competency 4	9 (0)	0	12 (-1)	0	23 (-2)	0	19 (0)	2	33 (+3)	1
Competency 5			12 (-1)	0	23 (-1)	0	21 (+2)	0	34 (+2)	0
Competency 6					23 (-2)	0	19 (+3)	2	34 (+1)	0
Competency 7					21 (-1)	2				



Note: Grades A,B and C are Achievers. The Values given in the brackets denote the difference between the number of Pre and Post Test Achievers. (For Example: '+2' denotes an increment of 2 students in the Post Test)

COMPETENCYWISE PERFORMANCE - ACHIEVERS (ACH) NON ACHIEVERS (NACH)										
LANGUAGE	1 Std		2 Std		3 Std		4 Std		5 Std	
	ACH	NACH	ACH	NACH	ACH	NACH	ACH	NACH	ACH	NACH
Competency 1	15 (+3)	0	14 (+1)	2	15 (-1)	0	12 (0)	0	15 (-1)	0
Competency 2	15 (+2)	0	13 (+1)	3	15 (+2)	0	12 (0)	0	15 (+1)	0
Competency 3	14 (+2)	1	15 (+1)	1	15 (-1)	0	12 (0)	0	14 (0)	1
Competency 4	13 (0)	2	14 (+1)	2	14 (+2)	1	12 (+1)	0	15 (+3)	0
Competency 5	15 (+2)	0	14 (+1)	2	15 (+2)	0	12 (0)	0	15 (0)	0
Competency 6	15 (+4)	0	13 (+2)	3	15 (-1)	0	12 (+1)	0	15 (+2)	0
Competency 7	14 (+5)	1	15 (+3)	1	15 (-1)	0	9 (+1)	3	12 (+5)	3
Competency 8	15 (+2)	0	14 (0)	2	15 (-1)	0	12 (+2)	0	15 (+3)	0
Competency 9			14 (+4)	2	15 (-1)	0	10 (-1)	2	8 (-4)	7
Competency 10			15 (+1)	1	15 (0)	0	11 (0)	1	15 (+5)	0
Competency 11					15 (+4)	0	12 (+4)	0	15 (0)	0
Competency 12							12 (+1)	0		
Competency 13							12 (0)	0		


COMPETENCYWISE PERFORMANCE - ACHIEVERS (ACH) NON ACHIEVERS (NACH)										
ENGLISH	1 Std		2 Std		3 Std		4 Std		5 Std	
	ACH	NACH	ACH	NACH	ACH	NACH	ACH	NACH	ACH	NACH
Competency 1	15(+3)	0	14 (0)	2	15 (+4)	0	12 (0)	0	15 (-1)	0
Competency 2	15(+2)	0	11 (0)	5	13 (0)	2	11 (0)	1	15 (+3)	0
Competency 3	14(+3)	1	13 (0)	3	13 (+6)	2	12 (+1)	0	15 (0)	0
Competency 4	15(+2)	0	13 (0)	3	13 (+6)	2	8 (-4)	4	15 (-1)	0
Competency 5			14 (0)	2	10 (0)	5	12 (0)	0	15 (-1)	0
Competency 6					14 (+5)	1	12 (+1)	0	15 (-1)	0
Competency 7					12 (+5)	3				



Note: Grades A,B and C are Achievers. The Values given in the brackets denote the difference between the number of Pre and Post Test Achievers. (For Example: '+2' denotes an increment of 2 students in the Post Test)

COMPETENCYWISE PERFORMANCE - ACHIEVERS (ACH) NON ACHIEVERS (NACH)										
LANGUAGE	1 Std		2 Std		3 Std		4 Std		5 Std	
	ACH	NACH	ACH	NACH	ACH	NACH	ACH	NACH	ACH	NACH
Competency 1	5 (0)	0	10 (+1)	0	8 (+1)	0	2 (0)	0	6 (0)	0
Competency 2	5 (0)	0	10 (+3)	0	8 (+2)	0	2 (0)	0	6 (0)	0
Competency 3	5 (0)	0	10 (+1)	0	8 (+1)	0	2 (0)	0	6 (0)	0
Competency 4	5 (0)	0	10 (+1)	0	8 (+3)	0	2 (0)	0	6 (0)	0
Competency 5	5 (0)	0	10 (+1)	0	8 (+1)	0	2 (0)	0	6 (0)	0
Competency 6	5 (0)	0	10 (+4)	0	8 (+1)	0	2 (0)	0	6 (0)	0
Competency 7	5 (0)	0	10 (+5)	0	8 (+1)	0	2 (0)	0	6 (0)	0
Competency 8	5 (0)	0	10 (+1)	0	8 (+2)	0	2 (0)	0	6 (0)	0
Competency 9			10 (+1)	0	8 (+1)	0	2 (+2)	0	6 (0)	0
Competency 10			10 (+1)	0	8 (+2)	0	2 (0)	0	6 (0)	0
Competency 11					8 (+2)	0	2 (0)	0	6 (0)	0
Competency 12							2 (0)	0		
Competency 13							2 (0)	0		


COMPETENCYWISE PERFORMANCE - ACHIEVERS (ACH) NON ACHIEVERS (NACH)										
ENGLISH	1 Std		2 Std		3 Std		4 Std		5 Std	
	ACH	NACH	ACH	NACH	ACH	NACH	ACH	NACH	ACH	NACH
Competency 1	5 (0)	0	10 (+1)	0	8 (+1)	0	2 (0)	0	6 (0)	0
Competency 2	5 (0)	0	10 (+1)	0	8 (+1)	0	2 (0)	0	6 (0)	0
Competency 3	5 (0)	0	10 (+1)	0	8 (+2)	0	2 (0)	0	6 (0)	0
Competency 4	5 (0)	0	10 (+1)	0	8 (+3)	0	2 (+1)	0	6 (0)	0
Competency 5			10 (+1)	0	8 (+1)	0	2 (0)	0	6 (0)	0
Competency 6					8 (+1)	0	2 (+1)	0	6 (0)	0
Competency 7					8 (+2)	0				



Note: Grades A,B and C are Achievers. The Values given in the brackets denote the difference between the number of Pre and Post Test Achievers. (For Example: '+2' denotes an increment of 2 students in the Post Test)

COMPETENCYWISE PERFORMANCE - ACHIEVERS (ACH) NON ACHIEVERS (NACH)										
LANGUAGE	1 Std		2 Std		3 Std		4 Std		5 Std	
	ACH	NACH	ACH	NACH	ACH	NACH	ACH	NACH	ACH	NACH
Competency 1	14 (+3)	0	16 (0)	0	15 (0)	1	17 (-2)	7	25 (+6)	3
Competency 2	14 (0)	0	16 (+6)	0	14 (0)	2	14 (0)	10	22 (+3)	6
Competency 3	13 (+3)	1	16 (-1)	0	15 (0)	1	13 (-1)	11	24 (+5)	4
Competency 4	13 (-1)	1	16 (+1)	0	15 (+2)	1	21 (+9)	3	23 (+5)	5
Competency 5	14 (+2)	0	16 (-1)	0	15 (+2)	1	15 (+1)	9	23 (0)	5
Competency 6	14 (0)	0	16 (+6)	0	16 (0)	0	14 (-11)	10	27 (+4)	1
Competency 7	13 (+4)	1	16 (-1)	0	15 (-1)	1	9 (-17)	15	21 (+4)	7
Competency 8	14 (0)	0	16 (0)	0	15 (+1)	1	19 (-1)	5	23 (+5)	5
Competency 9			16 (+1)	0	14 (-1)	2	15 (+4)	9	25 (+9)	3
Competency 10			16 (0)	0	16 (+2)	0	21 (-5)	3	26 (+4)	2
Competency 11					16 (+2)	0	14 (-9)	10	27 (+8)	1
Competency 12							21 (-4)	3		
Competency 13							21 (-4)	3		


COMPETENCYWISE PERFORMANCE - ACHIEVERS (ACH) NON ACHIEVERS (NACH)										
ENGLISH	1 Std		2 Std		3 Std		4 Std		5 Std	
	ACH	NACH	ACH	NACH	ACH	NACH	ACH	NACH	ACH	NACH
Competency 1	13(+3)	1	16 (+1)	0	16 (+3)	0	20 (-1)	4	26 (+6)	2
Competency 2	14 (0)	0	16 (0)	0	16 (+3)	0	16 (-3)	8	23(+10)	5
Competency 3	11(+3)	3	16 (+9)	0	13 (+1)	3	13 (-1)	11	23 (+8)	5
Competency 4	13(-1)	1	16 (+2)	0	15 (+3)	1	12 (-9)	12	22 (+4)	6
Competency 5			16 (+8)	0	15 (-1)	1	15 (-10)	9	26 (+2)	2
Competency 6					15 (-1)	1	13 (+1)	11	27 (+5)	1
Competency 7					14 (+3)	2				



Note: Grades A,B and C are Achievers. The Values given in the brackets denote the difference between the number of Pre and Post Test Achievers. (For Example: '+2' denotes an increment of 2 students in the Post Test)

COMPETENCYWISE PERFORMANCE - ACHIEVERS (ACH) NON ACHIEVERS (NACH)										
LANGUAGE	1 Std		2 Std		3 Std		4 Std		5 Std	
	ACH	NACH	ACH	NACH	ACH	NACH	ACH	NACH	ACH	NACH
Competency 1	5 (-1)	1	5 (0)	1	9 (-1)	1	15 (+4)	0	24 (0)	0
Competency 2	6 (0)	0	5 (+5)	1	7 (0)	3	15 (+8)	0	24 (+6)	0
Competency 3	2 (-4)	4	6 (0)	0	9 (+1)	1	15 (+8)	0	24 (+5)	0
Competency 4	6 (0)	0	5 (+2)	1	8 (+1)	2	15 (+9)	0	24 (+3)	0
Competency 5	6 (0)	0	6 (0)	0	9 (+2)	1	15 (+8)	0	23 (-1)	1
Competency 6	6 (0)	0	5 (+5)	1	9 (-1)	1	15 (+1)	0	24 (0)	0
Competency 7	6 (0)	0	6 (0)	0	9 (0)	1	13 (-2)	2	24 (+1)	0
Competency 8	6 (0)	0	6 (+1)	0	9 (+2)	1	15 (+2)	0	23 (0)	1
Competency 9			5 (0)	1	7 (-1)	3	15 (+8)	0	24 (0)	0
Competency 10			6 (+1)	0	9 (-1)	1	15 (+2)	0	24 (0)	0
Competency 11					9 (0)	1	15 (+4)	0	24 (+1)	0
Competency 12							15 (0)	0		
Competency 13							15 (0)	0		


COMPETENCYWISE PERFORMANCE - ACHIEVERS (ACH) NON ACHIEVERS (NACH)										
ENGLISH	1 Std		2 Std		3 Std		4 Std		5 Std	
	ACH	NACH	ACH	NACH	ACH	NACH	ACH	NACH	ACH	NACH
Competency 1	6 (0)	0	6 (0)	0	9 (-1)	1	15 (0)	0	24 (0)	0
Competency 2	6 (0)	0	6 (0)	0	9 (+1)	1	15 (+9)	0	24 (+1)	0
Competency 3	5 (-1)	1	5 (0)	1	7 (+3)	3	15 (+9)	0	24 (+2)	0
Competency 4	6 (0)	0	6 (+1)	0	7 (-1)	3	15 (+8)	0	24 (+2)	0
Competency 5			6 (+1)	0	9 (-1)	1	15 (+1)	0	24 (0)	0
Competency 6					9 (-1)	1	15 (+9)	0	24 (0)	0
Competency 7					7 (+3)	3				



Note: Grades A,B and C are Achievers. The Values given in the brackets denote the difference between the number of Pre and Post Test Achievers. (For Example: '+2' denotes an increment of 2 students in the Post Test)

COMPETENCYWISE PERFORMANCE - ACHIEVERS (ACH) NON ACHIEVERS (NACH)										
LANGUAGE	1 Std		2 Std		3 Std		4 Std		5 Std	
	ACH	NACH	ACH	NACH	ACH	NACH	ACH	NACH	ACH	NACH
Competency 1	12 (-2)	0	15 (+3)	2	18 (-1)	1	14 (+4)	0	16 (+1)	2
Competency 2	12 (-2)	0	11 (+5)	6	14 (0)	5	11 (+2)	3	16 (+1)	2
Competency 3	12 (0)	0	16 (+7)	1	14 (+1)	5	10 (+3)	4	16 (+1)	2
Competency 4	12 (-1)	0	13 (+4)	4	13 (0)	6	12 (+7)	2	16 (+1)	2
Competency 5	12 (+1)	0	13 (+8)	4	14 (0)	5	13 (+6)	1	16 (+2)	2
Competency 6	12 (+2)	0	14(+10)	3	18 (+1)	1	10 (0)	4	16 (+4)	2
Competency 7	12 (+1)	0	17 (+1)	0	17 (+5)	2	5 (-6)	9	16 (+12)	2
Competency 8	12 (-2)	0	10 (-5)	7	15 (+2)	4	12 (+3)	2	17 (+12)	1
Competency 9			12 (+8)	5	13 (+1)	6	5 (+1)	9	10 (+3)	8
Competency 10			13 (-3)	4	16 (+2)	3	13 (+3)	1	16 (+10)	2
Competency 11					18 (+7)	1	11(+11)	3	12 (+2)	6
Competency 12							13 (+2)	1		
Competency 13							13 (+1)	1		


COMPETENCYWISE PERFORMANCE - ACHIEVERS (ACH) NON ACHIEVERS (NACH)										
ENGLISH	1 Std		2 Std		3 Std		4 Std		5 Std	
	ACH	NACH	ACH	NACH	ACH	NACH	ACH	NACH	ACH	NACH
Competency 1	12(-1)	0	13 (0)	4	18 (+2)	1	13 (0)	1	18 (+3)	0
Competency 2	12(-2)	0	16 (0)	1	19 (+1)	0	13(+11)	1	15 (+4)	3
Competency 3	10(+2)	2	17 (+4)	0	19 (+6)	0	13 (+3)	1	16 (+3)	2
Competency 4	12(-2)	0	17 (-2)	0	19 (+8)	0	13(+13)	1	16 (+2)	2
Competency 5			15 (+4)	2	18 (+1)	1	13 (+2)	1	18 (+3)	0
Competency 6					18 (-1)	1	13(+11)	1	18 (+2)	0
Competency 7					18(+10)	1				



Note: Grades A,B and C are Achievers. The Values given in the brackets denote the difference between the number of Pre and Post Test Achievers. (For Example: '+2' denotes an increment of 2 students in the Post Test)

COMPETENCYWISE PERFORMANCE - ACHIEVERS (ACH) NON ACHIEVERS (NACH)										
LANGUAGE	1 Std		2 Std		3 Std		4 Std		5 Std	
	ACH	NACH	ACH	NACH	ACH	NACH	ACH	NACH	ACH	NACH
Competency 1	7 (+1)	1	8 (+3)	0	11 (0)	0	7 (-1)	1	9 (+1)	0
Competency 2	7 (0)	1	6 (+5)	2	10 (+2)	1	7 (-1)	1	8 (0)	1
Competency 3	6 (0)	2	8 (0)	0	11 (0)	0	7 (-1)	1	9 (+1)	0
Competency 4	7 (0)	1	8 (+5)	0	11 (+1)	0	8 (0)	0	9 (+1)	0
Competency 5	7 (+1)	1	8 (+3)	0	10 (-1)	1	7 (0)	1	8 (0)	1
Competency 6	7 (0)	1	7 (+6)	1	11 (0)	0	7 (-1)	1	9 (0)	0
Competency 7	7 (+1)	1	8 (-2)	0	10 (-1)	1	6 (-2)	2	5 (0)	4
Competency 8	7 (0)	1	8 (0)	0	11 (0)	0	7 (-1)	1	8 (+1)	1
Competency 9			8 (+6)	0	9 (-1)	2	7 (0)	1	8 (+1)	1
Competency 10			7 (-2)	1	11 (0)	0	8 (+1)	0	8 (+1)	1
Competency 11					11 (0)	0	7 (+5)	1	8 (-1)	1
Competency 12							8 (0)	0		
Competency 13							8 (0)	0		


COMPETENCYWISE PERFORMANCE - ACHIEVERS (ACH) NON ACHIEVERS (NACH)										
ENGLISH	1 Std		2 Std		3 Std		4 Std		5 Std	
	ACH	NACH	ACH	NACH	ACH	NACH	ACH	NACH	ACH	NACH
Competency 1	7 (+1)	1	8 (+1)	0	11 (+2)	0	8 (0)	0	9 (0)	0
Competency 2	7 (+1)	1	8 (-1)	0	11 (+3)	0	8 (+1)	0	7 (+3)	2
Competency 3	6 (0)	2	8 (+3)	0	11 (+5)	0	8 (+1)	0	8 (+2)	1
Competency 4	6 (0)	2	8 (0)	0	11 (0)	0	8 (0)	0	7 (0)	2
Competency 5			8 (-2)	0	11 (+1)	0	8 (0)	0	9 (0)	0
Competency 6					11 (0)	0	6 (0)	2	9 (0)	0
Competency 7					11 (+3)	0				



Note: Grades A,B and C are Achievers. The Values given in the brackets denote the difference between the number of Pre and Post Test Achievers. (For Example: '+2' denotes an increment of 2 students in the Post Test)

COMPETENCYWISE PERFORMANCE - ACHIEVERS (ACH) NON ACHIEVERS (NACH)										
LANGUAGE	1 Std		2 Std		3 Std		4 Std		5 Std	
	ACH	NACH	ACH	NACH	ACH	NACH	ACH	NACH	ACH	NACH
Competency 1	3 (0)	0	5 (0)	0	7 (+1)	0	5 (+2)	0	7 (0)	0
Competency 2	3 (0)	0	5 (0)	0	5 (0)	2	5 (+1)	0	7 (0)	0
Competency 3	3 (0)	0	5 (0)	0	7 (+3)	0	4 (+1)	1	7 (0)	0
Competency 4	3 (0)	0	5 (0)	0	5 (+5)	2	5 (+2)	0	7 (0)	0
Competency 5	3 (+1)	0	5 (0)	0	7 (+5)	0	5 (+2)	0	7 (0)	0
Competency 6	3 (+1)	0	5 (+1)	0	7 (+4)	0	5 (0)	0	7 (0)	0
Competency 7	3 (0)	0	5 (+1)	0	7 (+3)	0	5 (0)	0	7 (+1)	0
Competency 8	3 (0)	0	5 (0)	0	7 (+4)	0	4 (-1)	1	7 (+1)	0
Competency 9			5 (0)	0	7 (+4)	0	5 (+4)	0	6 (+2)	1
Competency 10			5 (0)	0	7 (+5)	0	5 (+1)	0	7 (+2)	0
Competency 11					7 (+4)	0	5 (+2)	0	6 (-1)	1
Competency 12							5 (0)	0		
Competency 13							5 (0)	0		


COMPETENCYWISE PERFORMANCE - ACHIEVERS (ACH) NON ACHIEVERS (NACH)										
ENGLISH	1 Std		2 Std		3 Std		4 Std		5 Std	
	ACH	NACH	ACH	NACH	ACH	NACH	ACH	NACH	ACH	NACH
Competency 1	3 (0)	0	5 (0)	0	7 (+4)	0	5 (0)	0	7 (+1)	0
Competency 2	3 (0)	0	5 (0)	0	7 (+3)	0	5 (+4)	0	7 (+7)	0
Competency 3	3 (0)	0	5 (0)	0	7 (+7)	0	5 (+3)	0	7 (+6)	0
Competency 4	3 (0)	0	5 (0)	0	7 (+6)	0	5 (+1)	0	7 (+7)	0
Competency 5			5 (0)	0	7 (+2)	0	5 (0)	0	7 (0)	0
Competency 6					7 (+5)	0	3 (+1)	2	7 (0)	0
Competency 7					7 (+7)	0				



Note: Grades A,B and C are Achievers. The Values given in the brackets denote the difference between the number of Pre and Post Test Achievers. (For Example: '+2' denotes an increment of 2 students in the Post Test)

COMPETENCYWISE PERFORMANCE - ACHIEVERS (ACH) NON ACHIEVERS (NACH)										
LANGUAGE	1 Std		2 Std		3 Std		4 Std		5 Std	
	ACH	NACH	ACH	NACH	ACH	NACH	ACH	NACH	ACH	NACH
Competency 1	1 (0)	2	4 (+1)	0	5 (0)	0	4 (0)	4	7 (+1)	0
Competency 2	2 (-1)	1	4 (+2)	0	5 (0)	0	4 (0)	4	6 (0)	1
Competency 3	1 (-1)	2	4 (0)	0	5 (0)	0	4 (0)	4	6 (0)	1
Competency 4	2 (-1)	1	3 (-1)	1	5 (+1)	0	4 (0)	4	6 (0)	1
Competency 5	1 (-2)	2	4 (+1)	0	5 (+1)	0	7 (+3)	1	6 (-1)	1
Competency 6	2 (0)	1	3 (0)	1	5 (0)	0	4 (0)	4	6 (-1)	1
Competency 7	1 (+1)	2	3 (0)	1	5 (0)	0	1 (-4)	7	6 (0)	1
Competency 8	3 (0)	0	4 (0)	0	5 (0)	0	4 (+1)	4	6 (0)	1
Competency 9			4 (+1)	0	5 (0)	0	3 (0)	5	6 (+1)	1
Competency 10			4 (+1)	0	5 (0)	0	6 (+1)	2	7 (0)	0
Competency 11					5 (0)	0	4 (+2)	4	7 (+1)	0
Competency 12							5 (-1)	3		
Competency 13							4 (-3)	4		

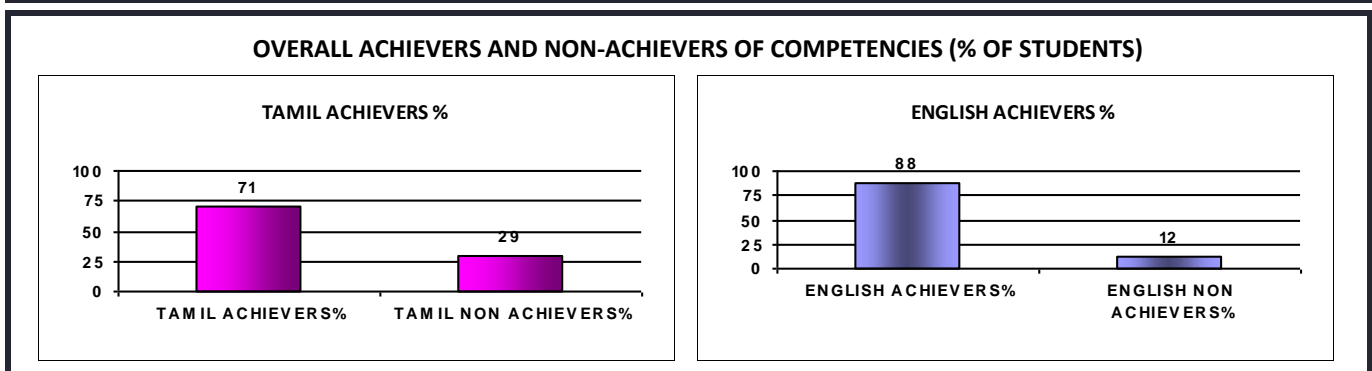
COMPETENCYWISE PERFORMANCE - ACHIEVERS (ACH) NON ACHIEVERS (NACH)										
ENGLISH	1 Std		2 Std		3 Std		4 Std		5 Std	
	ACH	NACH	ACH	NACH	ACH	NACH	ACH	NACH	ACH	NACH
Competency 1	1 (0)	2	4 (0)	0	5 (0)	0	7 (0)	1	6 (0)	1
Competency 2	2 (-1)	1	4 (0)	0	5 (0)	0	5 (+1)	3	6 (0)	1
Competency 3	0 (0)	3	4 (0)	0	5 (+1)	0	4 (0)	4	6 (-1)	1
Competency 4	3 (+1)	0	4 (0)	0	5 (+3)	0	5 (+1)	3	6 (0)	1
Competency 5			4 (+2)	0	5 (0)	0	8 (+2)	0	6 (0)	1
Competency 6					5 (0)	0	4 (+2)	4	6 (-1)	1
Competency 7					5 (+2)	0				



Note: Grades A,B and C are Achievers. The Values given in the brackets denote the difference between the number of Pre and Post Test Achievers. (For Example: '+2' denotes an increment of 2 students in the Post Test)

COMPETENCYWISE PERFORMANCE - ACHIEVERS (ACH) NON ACHIEVERS (NACH)										
LANGUAGE	1 Std		2 Std		3 Std		4 Std		5 Std	
	ACH	NACH	ACH	NACH	ACH	NACH	ACH	NACH	ACH	NACH
Competency 1	7 (+1)	1	5 (-3)	1	6 (-1)	1	4 (0)	1	8 (-2)	0
Competency 2	8 (+2)	0	3 (-2)	3	3 (-4)	4	2 (-2)	3	7 (-2)	1
Competency 3	1 (-5)	7	3 (-5)	3	2 (-5)	5	2 (-2)	3	7 (-2)	1
Competency 4	7 (+1)	1	3 (-4)	3	3 (-4)	4	5 (+1)	0	7 (-2)	1
Competency 5	8 (+2)	0	2 (-6)	4	4 (-3)	3	2 (-2)	3	5 (-4)	3
Competency 6	8 (+2)	0	2 (-3)	4	6 (0)	1	2 (-1)	3	8 (0)	0
Competency 7	5 (-1)	3	6 (-2)	0	3 (-3)	4	2 (-3)	3	6 (-4)	2
Competency 8	8 (+2)	0	3 (-5)	3	3 (-3)	4	4 (-1)	1	6 (-3)	2
Competency 9			2 (-6)	4	3 (-4)	4	2 (0)	3	8 (+2)	0
Competency 10			6 (-1)	0	3 (-4)	4	4 (0)	1	7 (-3)	1
Competency 11					4 (-2)	3	3 (+1)	2	8 (-1)	0
Competency 12							2 (-2)	3		
Competency 13							3 (-2)	2		


COMPETENCYWISE PERFORMANCE - ACHIEVERS (ACH) NON ACHIEVERS (NACH)										
ENGLISH	1 Std		2 Std		3 Std		4 Std		5 Std	
	ACH	NACH	ACH	NACH	ACH	NACH	ACH	NACH	ACH	NACH
Competency 1	7 (+1)	1	5 (-3)	1	7 (0)	0	5 (0)	0	8 (-2)	0
Competency 2	8 (+2)	0	6 (-1)	0	7 (0)	0	4 (0)	1	7 (-3)	1
Competency 3	7 (+1)	1	4 (-2)	2	6 (0)	1	3 (-1)	2	7 (-3)	1
Competency 4	8 (+2)	0	5 (-1)	1	4 (-3)	3	4 (-1)	1	7 (-3)	1
Competency 5			6 (0)	0	6 (-1)	1	5 (0)	0	8 (-2)	0
Competency 6					6 (-1)	1	3 (-1)	2	8 (-2)	0
Competency 7					6 (-1)	1				



Note: Grades A,B and C are Achievers. The Values given in the brackets denote the difference between the number of Pre and Post Test Achievers. (For Example: '+2' denotes an increment of 2 students in the Post Test)

COMPETENCYWISE PERFORMANCE - ACHIEVERS (ACH) NON ACHIEVERS (NACH)										
LANGUAGE	1 Std		2 Std		3 Std		4 Std		5 Std	
	ACH	NACH	ACH	NACH	ACH	NACH	ACH	NACH	ACH	NACH
Competency 1	14 (+8)	0	10 (+4)	0	12 (-1)	2	9 (+3)	0	13 (+5)	1
Competency 2	14 (0)	0	6 (+4)	4	11 (+5)	3	8 (+2)	1	13 (+6)	1
Competency 3	10 (+5)	4	10 (+3)	0	12 (+6)	2	8 (+2)	1	13 (+8)	1
Competency 4	14 (0)	0	8 (+6)	2	10 (+7)	4	9 (+4)	0	13 (+7)	1
Competency 5	14 (+6)	0	7 (+5)	3	11 (+7)	3	9 (+4)	0	13 (+1)	1
Competency 6	14(+11)	0	7 (+5)	3	12 (+4)	2	9 (+4)	0	12 (+4)	2
Competency 7	14 (+6)	0	10 (+4)	0	12 (+1)	2	5 (0)	4	12 (+8)	2
Competency 8	14 (+1)	0	10 (+5)	0	12 (+1)	2	9 (+6)	0	12 (+5)	2
Competency 9			10 (+3)	0	11 (+3)	3	4 (+2)	5	12 (+8)	2
Competency 10			9 (+1)	1	12 (+6)	2	8 (+5)	1	13 (+7)	1
Competency 11					12 (0)	2	9 (+5)	0	12 (+3)	2
Competency 12							9 (+2)	0		
Competency 13							9 (+3)	0		


COMPETENCYWISE PERFORMANCE - ACHIEVERS (ACH) NON ACHIEVERS (NACH)										
ENGLISH	1 Std		2 Std		3 Std		4 Std		5 Std	
	ACH	NACH	ACH	NACH	ACH	NACH	ACH	NACH	ACH	NACH
Competency 1	14(+7)	0	10 (+3)	0	12 (0)	2	9 (+2)	0	14 (+3)	0
Competency 2	14(+3)	0	9 (+1)	1	12 (+3)	2	9 (+5)	0	11 (+5)	3
Competency 3	11(+9)	3	7 (+6)	3	11(+10)	3	8 (+5)	1	11 (+3)	3
Competency 4	14(+4)	0	9 (-1)	1	11 (+8)	3	9 (+8)	0	12 (+9)	2
Competency 5			9 (+3)	1	12 (+4)	2	9 (+2)	0	13 (+3)	1
Competency 6					12 (+3)	2	8 (+5)	1	13 (+3)	1
Competency 7					11 (+7)	3				



Note: Grades A,B and C are Achievers. The Values given in the brackets denote the difference between the number of Pre and Post Test Achievers. (For Example: '+2' denotes an increment of 2 students in the Post Test)

COMPETENCYWISE PERFORMANCE - ACHIEVERS (ACH) NON ACHIEVERS (NACH)										
LANGUAGE	1 Std		2 Std		3 Std		4 Std		5 Std	
	ACH	NACH	ACH	NACH	ACH	NACH	ACH	NACH	ACH	NACH
Competency 1	0 (0)	0	0 (0)	0	33 (0)	0	35 (0)	8	40 (+3)	1
Competency 2	0 (0)	0	0 (0)	0	28 (+12)	5	31 (-2)	12	39 (+1)	2
Competency 3	0 (0)	0	0 (0)	0	32 (+8)	1	29 (0)	14	40 (+2)	1
Competency 4	0 (0)	0	0 (0)	0	31 (+15)	2	40 (+10)	3	40 (+4)	1
Competency 5	0 (0)	0	0 (0)	0	30 (+13)	3	35 (+4)	8	30 (-5)	11
Competency 6	0 (0)	0	0 (0)	0	31 (+1)	2	31 (-7)	12	34 (+1)	7
Competency 7	0 (0)	0	0 (0)	0	31 (+5)	2	31 (-2)	12	25 (+11)	16
Competency 8	0 (0)	0	0 (0)	0	32 (+10)	1	39 (+8)	4	39 (+19)	2
Competency 9			0 (0)	0	25 (+4)	8	30 (+13)	13	23 (+5)	18
Competency 10			0 (0)	0	32 (+4)	1	40 (+5)	3	39 (+20)	2
Competency 11					31 (+6)	2	29 (-2)	14	25 (+1)	16
Competency 12							42 (+6)	1		
Competency 13							40 (+1)	3		

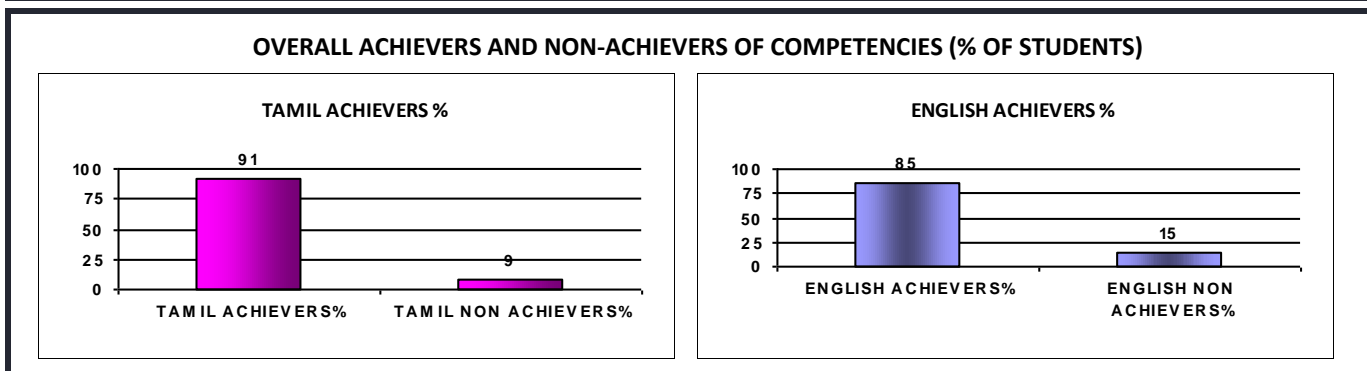
COMPETENCYWISE PERFORMANCE - ACHIEVERS (ACH) NON ACHIEVERS (NACH)										
ENGLISH	1 Std		2 Std		3 Std		4 Std		5 Std	
	ACH	NACH	ACH	NACH	ACH	NACH	ACH	NACH	ACH	NACH
Competency 1	0 (0)	0	0 (0)	0	33 (+5)	0	42 (+2)	1	40 (+4)	1
Competency 2	0 (0)	0	0 (0)	0	32 (+9)	1	35 (-3)	8	39 (+13)	2
Competency 3	0 (0)	0	0 (0)	0	30 (+16)	3	29 (-4)	14	40 (+9)	1
Competency 4	0 (0)	0	0 (0)	0	30 (+9)	3	25 (-13)	18	40 (+13)	1
Competency 5			0 (0)	0	32 (+2)	1	42 (+1)	1	33 (+3)	8
Competency 6					32 (+2)	1	23 (-8)	20	40 (+3)	1
Competency 7					31 (+16)	2				



Note: Grades A,B and C are Achievers. The Values given in the brackets denote the difference between the number of Pre and Post Test Achievers. (For Example: '+2' denotes an increment of 2 students in the Post Test)

COMPETENCYWISE PERFORMANCE - ACHIEVERS (ACH) NON ACHIEVERS (NACH)										
LANGUAGE	1 Std		2 Std		3 Std		4 Std		5 Std	
	ACH	NACH	ACH	NACH	ACH	NACH	ACH	NACH	ACH	NACH
Competency 1	26 (+7)	1	27 (+4)	4	25 (+1)	2	33 (+5)	5	41 (+6)	7
Competency 2	27 (+4)	0	18(+15)	13	14 (-2)	13	29 (+3)	9	33 (+6)	15
Competency 3	26 (+7)	1	24 (0)	7	26 (+8)	1	29 (+3)	9	36 (+12)	12
Competency 4	27 (+4)	0	26(+12)	5	18 (+6)	9	37 (+11)	1	40 (+19)	8
Competency 5	25 (+8)	2	26 (+7)	5	17 (+3)	10	33 (+7)	5	28 (-7)	20
Competency 6	19 (-3)	8	20(+11)	11	26 (+3)	1	34 (+4)	4	43 (+23)	5
Competency 7	26(+10)	1	29 (+5)	2	20 (+1)	7	20 (-6)	18	24 (+11)	24
Competency 8	27 (+4)	0	26 (+3)	5	18 (+1)	9	35 (+6)	3	36 (+10)	12
Competency 9			25(+12)	6	16 (-2)	11	28 (+3)	10	20 (-6)	28
Competency 10			27 (+2)	4	26 (+9)	1	36 (+4)	2	42 (+17)	6
Competency 11					26 (+2)	1	26 (+1)	12	35 (+6)	13
Competency 12							38 (+6)	0		
Competency 13							36 (+2)	2		


COMPETENCYWISE PERFORMANCE - ACHIEVERS (ACH) NON ACHIEVERS (NACH)										
ENGLISH	1 Std		2 Std		3 Std		4 Std		5 Std	
	ACH	NACH	ACH	NACH	ACH	NACH	ACH	NACH	ACH	NACH
Competency 1	27(+6)	0	28 (+8)	3	22 (+2)	5	36 (+3)	2	45 (+1)	3
Competency 2	27(+5)	0	27 (+3)	4	11 (-1)	16	30 (+1)	8	38 (-1)	10
Competency 3	22(+3)	5	25(+12)	6	15 (+6)	12	30 (+2)	8	41 (+3)	7
Competency 4	25(+8)	2	27 (+7)	4	15 (+4)	12	31 (0)	7	40 (+1)	8
Competency 5			28(+14)	3	11 (+2)	16	38 (+3)	0	46 (+3)	2
Competency 6					16 (+5)	11	26 (-1)	12	43 (0)	5
Competency 7					12 (+4)	15				



Note: Grades A,B and C are Achievers. The Values given in the brackets denote the difference between the number of Pre and Post Test Achievers. (For Example: '+2' denotes an increment of 2 students in the Post Test)

COMPETENCYWISE PERFORMANCE - ACHIEVERS (ACH) NON ACHIEVERS (NACH)										
LANGUAGE	1 Std		2 Std		3 Std		4 Std		5 Std	
	ACH	NACH	ACH	NACH	ACH	NACH	ACH	NACH	ACH	NACH
Competency 1	16 (+6)	0	19 (+2)	0	16 (0)	0	22 (-1)	1	25 (+6)	2
Competency 2	15 (+3)	1	19 (+5)	0	16 (+2)	0	20 (-2)	3	25 (+6)	2
Competency 3	13 (+4)	3	19 (+2)	0	16 (+1)	0	20 (-1)	3	24 (+5)	3
Competency 4	15 (+3)	1	18 (+2)	1	15 (0)	1	22 (+3)	1	23 (+4)	4
Competency 5	15 (+6)	1	19 (+2)	0	15 (+2)	1	22 (+1)	1	24 (+5)	3
Competency 6	15 (+6)	1	16 (+2)	3	16 (0)	0	21 (-3)	2	25 (+6)	2
Competency 7	16 (+6)	0	18 (+5)	1	16 (+1)	0	15 (-10)	8	25 (+14)	2
Competency 8	16 (+4)	0	19 (+2)	0	16 (+1)	0	21 (-3)	2	23 (+7)	4
Competency 9			17 (+2)	2	16 (+2)	0	21 (+2)	2	20 (+3)	7
Competency 10			18 (0)	1	16 (+1)	0	22 (-3)	1	24 (+6)	3
Competency 11					16 (0)	0	20(+17)	3	24 (+4)	3
Competency 12							22 (-3)	1		
Competency 13							22 (-3)	1		


COMPETENCYWISE PERFORMANCE - ACHIEVERS (ACH) NON ACHIEVERS (NACH)										
ENGLISH	1 Std		2 Std		3 Std		4 Std		5 Std	
	ACH	NACH	ACH	NACH	ACH	NACH	ACH	NACH	ACH	NACH
Competency 1	13(+4)	3	17 (+1)	2	16 (+1)	0	20 (-3)	3	26 (+4)	1
Competency 2	16(+4)	0	19 (+5)	0	15 (0)	1	21 (-1)	2	19 (0)	8
Competency 3	13(+4)	3	19 (+7)	0	15 (+1)	1	19 (+1)	4	17 (-2)	10
Competency 4	14(+4)	2	19 (+4)	0	15 (+1)	1	21 (-3)	2	23 (+5)	4
Competency 5			19 (+4)	0	15 (-1)	1	22 (-2)	1	24 (+4)	3
Competency 6					15 (-1)	1	19 (+2)	4	26 (+4)	1
Competency 7					16 (+3)	0				



Note: Grades A,B and C are Achievers. The Values given in the brackets denote the difference between the number of Pre and Post Test Achievers. (For Example: '+2' denotes an increment of 2 students in the Post Test)

COMPETENCYWISE PERFORMANCE - ACHIEVERS (ACH) NON ACHIEVERS (NACH)										
LANGUAGE	1 Std		2 Std		3 Std		4 Std		5 Std	
	ACH	NACH	ACH	NACH	ACH	NACH	ACH	NACH	ACH	NACH
Competency 1	15 (0)	0	28 (+4)	0	0 (0)	0	0 (0)	0	0 (0)	0
Competency 2	15 (-1)	0	27(+18)	1	0 (0)	0	0 (0)	0	0 (0)	0
Competency 3	14 (+1)	1	27 (+3)	1	0 (0)	0	0 (0)	0	0 (0)	0
Competency 4	14 (-1)	1	27(+11)	1	0 (0)	0	0 (0)	0	0 (0)	0
Competency 5	15 (+4)	0	27 (+7)	1	0 (0)	0	0 (0)	0	0 (0)	0
Competency 6	14 (+2)	1	27(+14)	1	0 (0)	0	0 (0)	0	0 (0)	0
Competency 7	15 (+8)	0	27(+14)	1	0 (0)	0	0 (0)	0	0 (0)	0
Competency 8	14 (0)	1	27 (+4)	1	0 (0)	0	0 (0)	0	0 (0)	0
Competency 9			27(+13)	1	0 (0)	0	0 (0)	0	0 (0)	0
Competency 10			27 (+7)	1	0 (0)	0	0 (0)	0	0 (0)	0
Competency 11					0 (0)	0	0 (0)	0	0 (0)	0
Competency 12							0 (0)	0		
Competency 13							0 (0)	0		


COMPETENCYWISE PERFORMANCE - ACHIEVERS (ACH) NON ACHIEVERS (NACH)										
ENGLISH	1 Std		2 Std		3 Std		4 Std		5 Std	
	ACH	NACH	ACH	NACH	ACH	NACH	ACH	NACH	ACH	NACH
Competency 1	15(+2)	0	27 (+3)	1	0 (0)	0	0 (0)	0	0 (0)	0
Competency 2	15(+1)	0	27 (+6)	1	0 (0)	0	0 (0)	0	0 (0)	0
Competency 3	14(+4)	1	27(+14)	1	0 (0)	0	0 (0)	0	0 (0)	0
Competency 4	15(-1)	0	27 (+7)	1	0 (0)	0	0 (0)	0	0 (0)	0
Competency 5			27 (+9)	1	0 (0)	0	0 (0)	0	0 (0)	0
Competency 6					0 (0)	0	0 (0)	0	0 (0)	0
Competency 7					0 (0)	0				



Note: Grades A,B and C are Achievers. The Values given in the brackets denote the difference between the number of Pre and Post Test Achievers. (For Example: '+2' denotes an increment of 2 students in the Post Test)

COMPETENCYWISE PERFORMANCE - ACHIEVERS (ACH) NON ACHIEVERS (NACH)										
LANGUAGE	1 Std		2 Std		3 Std		4 Std		5 Std	
	ACH	NACH	ACH	NACH	ACH	NACH	ACH	NACH	ACH	NACH
Competency 1	14 (-2)	1	24 (+4)	4	28 (-3)	3	23 (+4)	2	34 (+3)	5
Competency 2	15 (-4)	0	19(+10)	9	22(+13)	9	18 (+1)	7	31 (+3)	8
Competency 3	14 (-4)	1	22 (0)	6	28(+11)	3	14 (-3)	11	33 (+6)	6
Competency 4	14 (-5)	1	20(+10)	8	25(+11)	6	21 (+5)	4	33 (+5)	6
Competency 5	15 (+7)	0	23 (+5)	5	22 (+4)	9	23 (+6)	2	26 (-4)	13
Competency 6	15 (+3)	0	17 (+6)	11	31 (+2)	0	17 (0)	8	35 (+8)	4
Competency 7	15 (-2)	0	20 (+9)	8	27 (0)	4	23 (+10)	2	20 (0)	19
Competency 8	15 (-4)	0	25 (+8)	3	28 (+6)	3	23 (+4)	2	28 (0)	11
Competency 9			15 (+2)	13	21 (+2)	10	23 (+10)	2	12 (-3)	27
Competency 10			24 (+3)	4	29(+15)	2	23 (+6)	2	34 (+7)	5
Competency 11					31 (+2)	0	17 (+6)	8	24 (-7)	15
Competency 12							22(+10)	3		
Competency 13							23 (+3)	2		

COMPETENCYWISE PERFORMANCE - ACHIEVERS (ACH) NON ACHIEVERS (NACH)										
ENGLISH	1 Std		2 Std		3 Std		4 Std		5 Std	
	ACH	NACH	ACH	NACH	ACH	NACH	ACH	NACH	ACH	NACH
Competency 1	14(+1)	1	25 (+2)	3	31 (0)	0	24 (0)	1	38 (+3)	1
Competency 2	15(-3)	0	23 (+8)	5	23 (-3)	8	23 (0)	2	31 (+4)	8
Competency 3	14(-2)	1	26(+16)	2	22(+10)	9	20 (-1)	5	33 (+2)	6
Competency 4	15(-3)	0	26 (+9)	2	26 (-2)	5	20 (-1)	5	33 (+4)	6
Competency 5			26 (+9)	2	27 (-1)	4	24 (+2)	1	38(+13)	1
Competency 6					31 (+3)	0	20 (-1)	5	36 (+2)	3
Competency 7					24 (+9)	7				


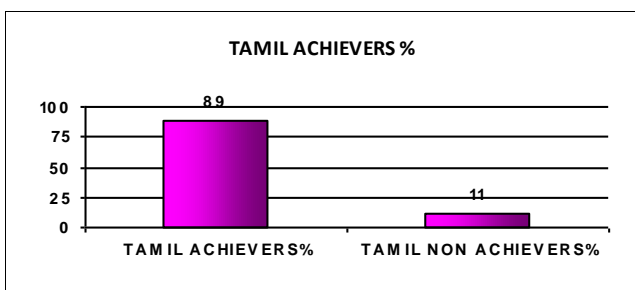


Note: Grades A,B and C are Achievers. The Values given in the brackets denote the difference between the number of Pre and Post Test Achievers. (For Example: '+2' denotes an increment of 2 students in the Post Test)

COMPETENCYWISE PERFORMANCE - ACHIEVERS (ACH) NON ACHIEVERS (NACH)										
LANGUAGE	1 Std		2 Std		3 Std		4 Std		5 Std	
	ACH	NACH	ACH	NACH	ACH	NACH	ACH	NACH	ACH	NACH
Competency 1	28(+13)	2	35(+8)	1	31(+3)	7	30(+3)	5	40(+9)	6
Competency 2	29(+5)	1	23(+18)	13	21(+8)	17	21(-1)	14	35(+8)	11
Competency 3	8(-3)	22	36(+10)	0	26(+11)	12	29(+12)	6	35(+8)	11
Competency 4	28(+4)	2	32(+26)	4	25(+10)	13	31(+22)	4	36(+10)	10
Competency 5	26(+25)	4	27(+9)	9	22(+15)	16	34(+10)	1	31(+2)	15
Competency 6	16(+1)	14	22(+14)	14	30(+27)	8	27(+10)	8	38(+16)	8
Competency 7	25(+18)	5	31(+18)	5	21(+8)	17	22(-12)	13	32(+8)	14
Competency 8	30(+4)	0	36(+6)	0	25(+10)	13	27(+8)	8	35(+9)	11
Competency 9			34(+15)	2	20(+6)	18	11(+3)	24	27(+10)	19
Competency 10			35(+2)	1	29(+18)	9	29(+3)	6	35(+11)	11
Competency 11					32(+30)	6	21(-5)	14	32(-1)	14
Competency 12							33(+3)	2		
Competency 13							30(-3)	5		

COMPETENCYWISE PERFORMANCE - ACHIEVERS (ACH) NON ACHIEVERS (NACH)										
ENGLISH	1 Std		2 Std		3 Std		4 Std		5 Std	
	ACH	NACH	ACH	NACH	ACH	NACH	ACH	NACH	ACH	NACH
Competency 1	29(+21)	1	27(+3)	9	31(+5)	7	34(-1)	1	41(+2)	5
Competency 2	21(+10)	9	36(+21)	0	18(-1)	20	31(+8)	4	28(+2)	18
Competency 3	21(+20)	9	28(+26)	8	16(+10)	22	20(-4)	15	29(-1)	17
Competency 4	29(+16)	1	36(+32)	0	23(+21)	15	24(-3)	11	30(+3)	16
Competency 5			36(+10)	0	31(+22)	7	33(-1)	2	35(+6)	11
Competency 6					32(+10)	6	20(0)	15	39(0)	7
Competency 7					18(+13)	20				


OVERALL ACHIEVERS AND NON-ACHIEVERS OF COMPETENCIES (% OF STUDENTS)



Note: Grades A,B and C are Achievers. The Values given in the brackets denote the difference between the number of Pre and Post Test Achievers. (For Example: '+2' denotes an increment of 2 students in the Post Test)

COMPETENCYWISE PERFORMANCE - ACHIEVERS (ACH) NON ACHIEVERS (NACH)										
LANGUAGE	1 Std		2 Std		3 Std		4 Std		5 Std	
	ACH	NACH	ACH	NACH	ACH	NACH	ACH	NACH	ACH	NACH
Competency 1	7 (0)	0	10 (+2)	0	10 (+3)	1	15 (+2)	1	8 (0)	1
Competency 2	6 (-1)	1	6 (+2)	4	8 (+4)	3	13 (+3)	3	8 (0)	1
Competency 3	5 (0)	2	10 (+3)	0	8 (-1)	3	11 (+1)	5	8 (0)	1
Competency 4	5 (-2)	2	7 (+2)	3	8 (+4)	3	16 (+6)	0	8 (0)	1
Competency 5	5 (+1)	2	8 (+1)	2	3 (-6)	8	14 (+4)	2	8 (0)	1
Competency 6	6 (0)	1	5 (0)	5	10 (+1)	1	13 (-3)	3	8 (0)	1
Competency 7	6 (-2)	1	10 (+2)	0	9 (0)	2	8 (0)	8	7 (0)	2
Competency 8	7 (-1)	0	8 (+2)	2	7 (+2)	4	13 (+2)	3	8 (-1)	1
Competency 9			9 (+4)	1	8 (+4)	3	12 (+3)	4	6 (0)	3
Competency 10			10 (+2)	0	9 (+4)	2	13 (-2)	3	9 (+2)	0
Competency 11					11 (+2)	0	13(+10)	3	8 (+1)	1
Competency 12							16 (0)	0		
Competency 13							13 (-3)	3		


COMPETENCYWISE PERFORMANCE - ACHIEVERS (ACH) NON ACHIEVERS (NACH)										
ENGLISH	1 Std		2 Std		3 Std		4 Std		5 Std	
	ACH	NACH	ACH	NACH	ACH	NACH	ACH	NACH	ACH	NACH
Competency 1	6 (+2)	1	10 (+2)	0	11 (+5)	0	16 (+1)	0	9 (+1)	0
Competency 2	6 (+1)	1	10 (+8)	0	6 (+1)	5	13 (+1)	3	6 (0)	3
Competency 3	5 (+1)	2	10(+10)	0	5 (+2)	6	12 (+5)	4	7 (0)	2
Competency 4	6 (+2)	1	10 (+5)	0	5 (+1)	6	15 (+1)	1	7 (+1)	2
Competency 5			10 (+4)	0	11 (+2)	0	16 (0)	0	9 (+3)	0
Competency 6					11 (+2)	0	11 (+3)	5	9 (0)	0
Competency 7					7 (+3)	4				



Note: Grades A,B and C are Achievers. The Values given in the brackets denote the difference between the number of Pre and Post Test Achievers. (For Example: '+2' denotes an increment of 2 students in the Post Test)

COMPETENCYWISE PERFORMANCE - ACHIEVERS (ACH) NON ACHIEVERS (NACH)										
LANGUAGE	1 Std		2 Std		3 Std		4 Std		5 Std	
	ACH	NACH	ACH	NACH	ACH	NACH	ACH	NACH	ACH	NACH
Competency 1	4 (+1)	0	6 (+2)	1	4 (+1)	1	4 (0)	0	7 (+3)	0
Competency 2	4 (0)	0	3 (+3)	4	2 (0)	3	2 (+1)	2	4 (+2)	3
Competency 3	4 (+1)	0	6 (+2)	1	4 (+2)	1	2 (+1)	2	4 (+2)	3
Competency 4	4 (0)	0	4 (-1)	3	1 (-1)	4	4 (+3)	0	6 (+4)	1
Competency 5	4 (+1)	0	4 (0)	3	3 (+1)	2	3 (+2)	1	7 (+3)	0
Competency 6	4 (0)	0	4 (+4)	3	4 (+1)	1	3 (-1)	1	7 (+3)	0
Competency 7	4 (+2)	0	7 (+2)	0	4 (+2)	1	4 (0)	0	4 (+4)	3
Competency 8	4 (0)	0	6 (+3)	1	4 (+2)	1	2 (0)	2	5 (+5)	2
Competency 9			4 (+2)	3	3 (+1)	2	3 (+2)	1	5 (+3)	2
Competency 10			5 (+1)	2	4 (+2)	1	4 (+1)	0	7 (+3)	0
Competency 11					4 (+2)	1	2 (-2)	2	7 (+2)	0
Competency 12							4 (0)	0		
Competency 13							4 (0)	0		


COMPETENCYWISE PERFORMANCE - ACHIEVERS (ACH) NON ACHIEVERS (NACH)										
ENGLISH	1 Std		2 Std		3 Std		4 Std		5 Std	
	ACH	NACH	ACH	NACH	ACH	NACH	ACH	NACH	ACH	NACH
Competency 1	4 (+1)	0	5 (+1)	2	4 (+1)	1	4 (0)	0	7 (+3)	0
Competency 2	4 (0)	0	7 (+2)	0	4 (+3)	1	3 (+2)	1	3 (+2)	4
Competency 3	4 (+1)	0	5 (+1)	2	3 (+2)	2	3 (+2)	1	5 (+3)	2
Competency 4	4 (+1)	0	5 (+1)	2	3 (+2)	2	3 (0)	1	4 (+2)	3
Competency 5			5 (+1)	2	4 (+2)	1	4 (0)	0	7 (+3)	0
Competency 6					4 (+2)	1	2 (+1)	2	7 (+3)	0
Competency 7					3 (+2)	2				



Note: Grades A,B and C are Achievers. The Values given in the brackets denote the difference between the number of Pre and Post Test Achievers. (For Example: '+2' denotes an increment of 2 students in the Post Test)

COMPETENCYWISE PERFORMANCE - ACHIEVERS (ACH) NON ACHIEVERS (NACH)										
LANGUAGE	1 Std		2 Std		3 Std		4 Std		5 Std	
	ACH	NACH	ACH	NACH	ACH	NACH	ACH	NACH	ACH	NACH
Competency 1	3 (0)	0	4 (0)	0	3 (0)	0	0 (0)	0	0 (0)	0
Competency 2	3 (0)	0	4 (+1)	0	3 (0)	0	0 (0)	0	0 (0)	0
Competency 3	3 (0)	0	4 (0)	0	2 (-1)	1	0 (0)	0	0 (0)	0
Competency 4	3 (0)	0	4 (0)	0	3 (0)	0	0 (0)	0	0 (0)	0
Competency 5	3 (0)	0	4 (0)	0	3 (0)	0	0 (0)	0	0 (0)	0
Competency 6	3 (0)	0	4 (+1)	0	3 (0)	0	0 (0)	0	0 (0)	0
Competency 7	3 (0)	0	4 (0)	0	3 (0)	0	0 (0)	0	0 (0)	0
Competency 8	3 (0)	0	4 (0)	0	3 (0)	0	0 (0)	0	0 (0)	0
Competency 9			4 (0)	0	3 (0)	0	0 (0)	0	0 (0)	0
Competency 10			4 (0)	0	3 (0)	0	0 (0)	0	0 (0)	0
Competency 11					3 (0)	0	0 (0)	0	0 (0)	0
Competency 12							0 (0)	0		
Competency 13							0 (0)	0		


COMPETENCYWISE PERFORMANCE - ACHIEVERS (ACH) NON ACHIEVERS (NACH)										
ENGLISH	1 Std		2 Std		3 Std		4 Std		5 Std	
	ACH	NACH	ACH	NACH	ACH	NACH	ACH	NACH	ACH	NACH
Competency 1	3 (0)	0	4 (0)	0	3 (0)	0	0 (0)	0	0 (0)	0
Competency 2	3 (0)	0	4 (0)	0	3 (0)	0	0 (0)	0	0 (0)	0
Competency 3	3 (0)	0	4 (0)	0	3 (0)	0	0 (0)	0	0 (0)	0
Competency 4	3 (0)	0	4 (0)	0	3 (0)	0	0 (0)	0	0 (0)	0
Competency 5			4 (0)	0	0 (-3)	3	0 (0)	0	0 (0)	0
Competency 6					0 (-3)	3	0 (0)	0	0 (0)	0
Competency 7					3 (0)	0				



Note: Grades A,B and C are Achievers. The Values given in the brackets denote the difference between the number of Pre and Post Test Achievers. (For Example: '+2' denotes an increment of 2 students in the Post Test)

COMPETENCYWISE PERFORMANCE - ACHIEVERS (ACH) NON ACHIEVERS (NACH)										
LANGUAGE	1 Std		2 Std		3 Std		4 Std		5 Std	
	ACH	NACH	ACH	NACH	ACH	NACH	ACH	NACH	ACH	NACH
Competency 1	5 (+2)	0	2 (0)	0	4 (0)	0	4 (0)	0	5 (0)	0
Competency 2	5 (0)	0	2 (+1)	0	4 (+1)	0	4 (0)	0	5 (0)	0
Competency 3	5 (+2)	0	2 (0)	0	4 (0)	0	4 (0)	0	5 (0)	0
Competency 4	5 (0)	0	2 (+1)	0	4 (+1)	0	4 (+1)	0	5 (0)	0
Competency 5	5 (+1)	0	2 (0)	0	4 (0)	0	4 (+1)	0	5 (0)	0
Competency 6	5 (0)	0	2 (+1)	0	4 (0)	0	4 (0)	0	5 (0)	0
Competency 7	5 (+2)	0	2 (0)	0	4 (0)	0	4 (0)	0	5 (+1)	0
Competency 8	5 (0)	0	2 (+1)	0	4 (0)	0	4 (0)	0	5 (0)	0
Competency 9			2 (+1)	0	4 (+1)	0	4 (+1)	0	5 (+3)	0
Competency 10			2 (0)	0	4 (+1)	0	4 (0)	0	5 (0)	0
Competency 11					4 (0)	0	4 (0)	0	5 (0)	0
Competency 12							4 (0)	0		
Competency 13							4 (0)	0		


COMPETENCYWISE PERFORMANCE - ACHIEVERS (ACH) NON ACHIEVERS (NACH)										
ENGLISH	1 Std		2 Std		3 Std		4 Std		5 Std	
	ACH	NACH	ACH	NACH	ACH	NACH	ACH	NACH	ACH	NACH
Competency 1	5 (+2)	0	2 (0)	0	4 (0)	0	4 (0)	0	5 (0)	0
Competency 2	5 (0)	0	2 (0)	0	4 (0)	0	4 (0)	0	5 (+1)	0
Competency 3	5 (+3)	0	2 (0)	0	4 (+1)	0	4 (0)	0	5 (0)	0
Competency 4	5 (0)	0	2 (0)	0	4 (+2)	0	4 (0)	0	5 (0)	0
Competency 5			2 (0)	0	4 (0)	0	4 (0)	0	5 (0)	0
Competency 6					4 (0)	0	4 (0)	0	5 (0)	0
Competency 7					4 (+1)	0				



Note: Grades A,B and C are Achievers. The Values given in the brackets denote the difference between the number of Pre and Post Test Achievers. (For Example: '+2' denotes an increment of 2 students in the Post Test)

COMPETENCYWISE PERFORMANCE - ACHIEVERS (ACH) NON ACHIEVERS (NACH)										
LANGUAGE	1 Std		2 Std		3 Std		4 Std		5 Std	
	ACH	NACH	ACH	NACH	ACH	NACH	ACH	NACH	ACH	NACH
Competency 1	2 (0)	0	6 (+2)	0	7 (0)	0	6 (+1)	0	12 (+4)	1
Competency 2	2 (0)	0	4 (+2)	2	7 (+4)	0	5 (0)	1	12 (+5)	1
Competency 3	2 (0)	0	6 (+1)	0	7 (+3)	0	6 (+1)	0	11 (+4)	2
Competency 4	2 (0)	0	6 (+2)	0	6 (+1)	1	6 (+2)	0	11 (+5)	2
Competency 5	2 (0)	0	4 (0)	2	6 (+1)	1	6 (0)	0	12 (0)	1
Competency 6	2 (0)	0	6 (+4)	0	7 (+1)	0	6 (0)	0	13 (+1)	0
Competency 7	2 (0)	0	6 (+3)	0	7 (+1)	0	2 (-4)	4	11 (+5)	2
Competency 8	2 (0)	0	6 (+2)	0	7 (+4)	0	6 (+1)	0	12 (+7)	1
Competency 9			6 (+2)	0	5 (0)	2	5 (0)	1	12 (+1)	1
Competency 10			6 (+1)	0	7 (0)	0	6 (+2)	0	13 (+1)	0
Competency 11					6 (-1)	1	6 (+3)	0	12 (+1)	1
Competency 12							6 (+1)	0		
Competency 13							6 (+1)	0		


COMPETENCYWISE PERFORMANCE - ACHIEVERS (ACH) NON ACHIEVERS (NACH)										
ENGLISH	1 Std		2 Std		3 Std		4 Std		5 Std	
	ACH	NACH	ACH	NACH	ACH	NACH	ACH	NACH	ACH	NACH
Competency 1	2 (0)	0	6 (+1)	0	7 (0)	0	6 (0)	0	12 (0)	1
Competency 2	2 (0)	0	6 (+1)	0	7 (0)	0	6 (0)	0	12 (+2)	1
Competency 3	2 (+2)	0	6 (+3)	0	7 (+2)	0	6 (+1)	0	11 (+5)	2
Competency 4	2 (0)	0	6 (+2)	0	7 (0)	0	6 (0)	0	11 (+3)	2
Competency 5			6 (+1)	0	7 (0)	0	6 (0)	0	13 (+1)	0
Competency 6					7 (0)	0	6 (+2)	0	13 (+1)	0
Competency 7					7 (+2)	0				



Note: Grades A,B and C are Achievers. The Values given in the brackets denote the difference between the number of Pre and Post Test Achievers. (For Example: '+2' denotes an increment of 2 students in the Post Test)

COMPETENCYWISE PERFORMANCE - ACHIEVERS (ACH) NON ACHIEVERS (NACH)										
LANGUAGE	1 Std		2 Std		3 Std		4 Std		5 Std	
	ACH	NACH	ACH	NACH	ACH	NACH	ACH	NACH	ACH	NACH
Competency 1	11 (+1)	0	10 (0)	0	7 (-2)	2	7 (0)	0	6 (+1)	1
Competency 2	11 (0)	0	8 (0)	2	7 (-1)	2	7 (0)	0	6 (+1)	1
Competency 3	10 (-1)	1	10 (+2)	0	8 (0)	1	7 (0)	0	6 (+1)	1
Competency 4	11 (+1)	0	10 (+2)	0	7 (-1)	2	7 (0)	0	6 (+1)	1
Competency 5	11 (+1)	0	10 (+2)	0	7 (-2)	2	7 (0)	0	6 (+1)	1
Competency 6	11 (+1)	0	9 (+1)	1	7 (-2)	2	7 (0)	0	6 (0)	1
Competency 7	11 (+1)	0	10 (0)	0	8 (0)	1	7 (0)	0	5 (+2)	2
Competency 8	11 (0)	0	10 (+2)	0	7 (-2)	2	7 (0)	0	6 (+1)	1
Competency 9			10 (+3)	0	8 (0)	1	7 (0)	0	7 (+1)	0
Competency 10			10 (0)	0	7 (-1)	2	7 (0)	0	7 (+1)	0
Competency 11					8 (0)	1	7 (0)	0	7 (+1)	0
Competency 12							7 (0)	0		
Competency 13							7 (0)	0		

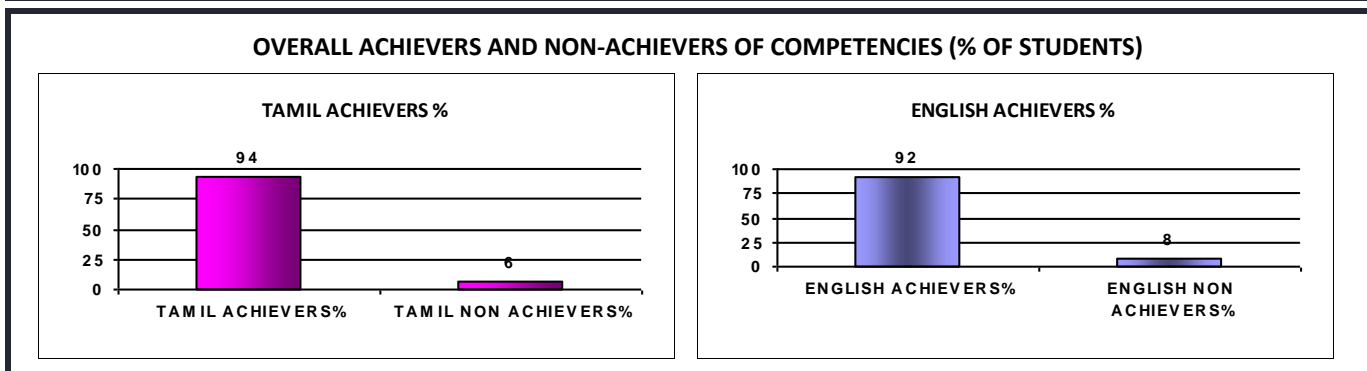
COMPETENCYWISE PERFORMANCE - ACHIEVERS (ACH) NON ACHIEVERS (NACH)										
ENGLISH	1 Std		2 Std		3 Std		4 Std		5 Std	
	ACH	NACH	ACH	NACH	ACH	NACH	ACH	NACH	ACH	NACH
Competency 1	11 (0)	0	9 (0)	1	8 (-1)	1	7 (0)	0	6 (0)	1
Competency 2	11 (0)	0	10 (0)	0	7 (-1)	2	7 (0)	0	7 (+1)	0
Competency 3	10(+1)	1	8 (+1)	2	8 (0)	1	7 (0)	0	6 (+1)	1
Competency 4	11 (0)	0	10 (+1)	0	7 (-1)	2	7 (0)	0	6 (+1)	1
Competency 5			9 (-1)	1	7 (-2)	2	7 (0)	0	7 (+1)	0
Competency 6					7 (-2)	2	7 (0)	0	7 (+1)	0
Competency 7					8 (0)	1				



Note: Grades A,B and C are Achievers. The Values given in the brackets denote the difference between the number of Pre and Post Test Achievers. (For Example: '+2' denotes an increment of 2 students in the Post Test)

COMPETENCYWISE PERFORMANCE - ACHIEVERS (ACH) NON ACHIEVERS (NACH)										
LANGUAGE	1 Std		2 Std		3 Std		4 Std		5 Std	
	ACH	NACH	ACH	NACH	ACH	NACH	ACH	NACH	ACH	NACH
Competency 1	9 (+1)	0	4 (+1)	0	10 (0)	1	5 (-1)	0	7 (-1)	0
Competency 2	9 (+1)	0	3 (+1)	1	8 (-1)	3	5 (0)	0	7 (0)	0
Competency 3	8 (-1)	1	4 (0)	0	10 (+1)	1	5 (-1)	0	7 (0)	0
Competency 4	9 (+1)	0	4 (+1)	0	8 (-1)	3	4 (-1)	1	7 (0)	0
Competency 5	8 (+2)	1	4 (+2)	0	8 (-1)	3	5 (-1)	0	7 (-1)	0
Competency 6	8 (+1)	1	3 (+1)	1	10 (0)	1	5 (-1)	0	6 (-1)	1
Competency 7	8 (+4)	1	3 (+1)	1	8 (-1)	3	4 (-2)	1	7 (+3)	0
Competency 8	8 (-1)	1	4 (+1)	0	9 (0)	2	5 (-1)	0	7 (+2)	0
Competency 9			4 (+1)	0	8 (-1)	3	4 (-1)	1	3 (-1)	4
Competency 10			4 (+1)	0	9 (0)	2	5 (-1)	0	7 (0)	0
Competency 11					10 (+1)	1	5 (0)	0	6 (0)	1
Competency 12							4 (-2)	1		
Competency 13							4 (-2)	1		


COMPETENCYWISE PERFORMANCE - ACHIEVERS (ACH) NON ACHIEVERS (NACH)										
ENGLISH	1 Std		2 Std		3 Std		4 Std		5 Std	
	ACH	NACH	ACH	NACH	ACH	NACH	ACH	NACH	ACH	NACH
Competency 1	9 (+2)	0	3 (0)	1	9 (0)	2	4 (-2)	1	7 (0)	0
Competency 2	9 (0)	0	3 (0)	1	9 (0)	2	5 (-1)	0	7 (+1)	0
Competency 3	6 (-1)	3	3 (0)	1	8 (0)	3	4 (-2)	1	7 (0)	0
Competency 4	9 (0)	0	3 (0)	1	9 (0)	2	4 (-2)	1	7 (+1)	0
Competency 5			3 (0)	1	10 (0)	1	5 (-1)	0	6 (+1)	1
Competency 6					10 (0)	1	5 (0)	0	7 (-1)	0
Competency 7					8 (0)	3				



Note: Grades A,B and C are Achievers. The Values given in the brackets denote the difference between the number of Pre and Post Test Achievers. (For Example: '+2' denotes an increment of 2 students in the Post Test)

COMPETENCYWISE PERFORMANCE - ACHIEVERS (ACH) NON ACHIEVERS (NACH)										
LANGUAGE	1 Std		2 Std		3 Std		4 Std		5 Std	
	ACH	NACH	ACH	NACH	ACH	NACH	ACH	NACH	ACH	NACH
Competency 1	16 (+2)	0	18 (+2)	0	20 (+3)	0	18 (0)	2	24 (+3)	1
Competency 2	16 (+1)	0	15 (+2)	3	15 (+1)	5	16 (-1)	4	20 (+1)	5
Competency 3	11 (-4)	5	18 (+2)	0	17 (+3)	3	16 (-1)	4	22 (+4)	3
Competency 4	12 (-2)	4	18 (+3)	0	17 (+6)	3	18 (+1)	2	20 (+1)	5
Competency 5	16 (+1)	0	17 (+2)	1	17 (+2)	3	16 (-1)	4	18 (-3)	7
Competency 6	12 (-3)	4	15 (+1)	3	20 (+2)	0	14 (-5)	6	22 (+4)	3
Competency 7	13 (0)	3	11 (-2)	7	19 (+3)	1	14 (-6)	6	20 (+3)	5
Competency 8	15 (0)	1	16 (0)	2	18 (+5)	2	19 (-1)	1	23 (+4)	2
Competency 9			18 (+3)	0	15 (0)	5	16 (0)	4	18 (0)	7
Competency 10			18 (+2)	0	20 (+5)	0	18 (-2)	2	22 (+8)	3
Competency 11					20 (+2)	0	16 (-4)	4	16 (-2)	9
Competency 12							19 (-1)	1		
Competency 13							17 (-3)	3		

COMPETENCYWISE PERFORMANCE - ACHIEVERS (ACH) NON ACHIEVERS (NACH)										
ENGLISH	1 Std		2 Std		3 Std		4 Std		5 Std	
	ACH	NACH	ACH	NACH	ACH	NACH	ACH	NACH	ACH	NACH
Competency 1	15(+3)	1	18 (+3)	0	19 (+3)	1	19 (-1)	1	24 (+3)	1
Competency 2	16(+1)	0	17 (+1)	1	20 (+4)	0	10 (-7)	10	21 (+2)	4
Competency 3	15(+6)	1	14 (-2)	4	20 (+5)	0	11 (-3)	9	23 (+4)	2
Competency 4	16(+1)	0	16 (0)	2	15 (+1)	5	15 (-3)	5	22 (+2)	3
Competency 5			18 (+4)	0	20 (+3)	0	19 (-1)	1	25 (+3)	0
Competency 6					20 (+2)	0	10 (-1)	10	25 (+3)	0
Competency 7					16 (+1)	4				

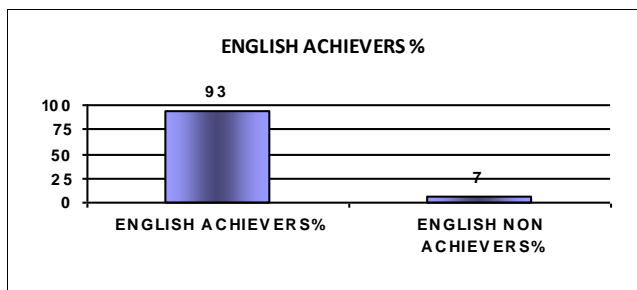
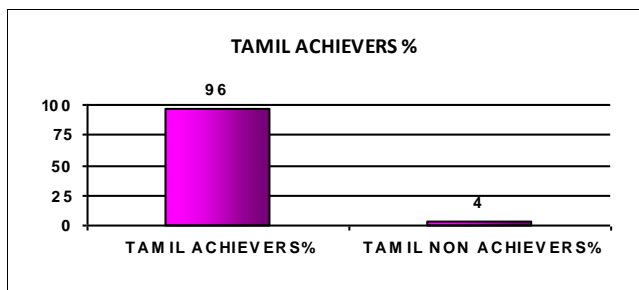


Note: Grades A,B and C are Achievers. The Values given in the brackets denote the difference between the number of Pre and Post Test Achievers. (For Example: '+2' denotes an increment of 2 students in the Post Test)

COMPETENCYWISE PERFORMANCE - ACHIEVERS (ACH) NON ACHIEVERS (NACH)										
LANGUAGE	1 Std		2 Std		3 Std		4 Std		5 Std	
	ACH	NACH	ACH	NACH	ACH	NACH	ACH	NACH	ACH	NACH
Competency 1	15 (+1)	0	21 (-1)	1	24 (0)	0	22 (+2)	0	23 (+2)	2
Competency 2	15 (-2)	0	21 (+8)	1	21 (+1)	3	22 (+4)	0	22 (+3)	3
Competency 3	13 (-2)	2	22 (+2)	0	21 (0)	3	22 (+4)	0	22 (+2)	3
Competency 4	15 (-2)	0	21 (+5)	1	19 (-2)	5	21 (+3)	1	21 (+3)	4
Competency 5	15 (-2)	0	20 (+2)	2	23 (+1)	1	22 (+3)	0	21 (+1)	4
Competency 6	15 (-1)	0	21 (+5)	1	22 (-2)	2	22 (+7)	0	25 (+7)	0
Competency 7	15 (0)	0	22 (+2)	0	24 (+3)	0	16 (-2)	6	22 (+8)	3
Competency 8	15 (-2)	0	21 (+2)	1	21 (+1)	3	22 (+8)	0	22 (+6)	3
Competency 9			21 (+4)	1	21 (-1)	3	22 (+12)	0	21 (+7)	4
Competency 10			21 (-1)	1	24 (+1)	0	22 (0)	0	24 (+5)	1
Competency 11					23 (+1)	1	22(+12)	0	25 (+7)	0
Competency 12							22 (+1)	0		
Competency 13							17 (-3)	5		

COMPETENCYWISE PERFORMANCE - ACHIEVERS (ACH) NON ACHIEVERS (NACH)										
ENGLISH	1 Std		2 Std		3 Std		4 Std		5 Std	
	ACH	NACH	ACH	NACH	ACH	NACH	ACH	NACH	ACH	NACH
Competency 1	15(+2)	0	21 (-1)	1	23 (0)	1	22 (+2)	0	23 (+2)	2
Competency 2	15(-2)	0	17 (0)	5	22 (+1)	2	19 (+2)	3	20 (+4)	5
Competency 3	14(+1)	1	21 (+2)	1	21 (+1)	3	18 (+3)	4	23 (+2)	2
Competency 4	15(-2)	0	21 (-1)	1	21 (+5)	3	19 (+2)	3	20 (+2)	5
Competency 5			20 (0)	2	23 (0)	1	21 (+4)	1	24 (+3)	1
Competency 6					23 (0)	1	19 (+7)	3	25 (+2)	0
Competency 7					21 (+1)	3				


OVERALL ACHIEVERS AND NON-ACHIEVERS OF COMPETENCIES (% OF STUDENTS)



Note: Grades A,B and C are Achievers. The Values given in the brackets denote the difference between the number of Pre and Post Test Achievers. (For Example: '+2' denotes an increment of 2 students in the Post Test)

COMPETENCYWISE PERFORMANCE - ACHIEVERS (ACH) NON ACHIEVERS (NACH)										
LANGUAGE	1 Std		2 Std		3 Std		4 Std		5 Std	
	ACH	NACH	ACH	NACH	ACH	NACH	ACH	NACH	ACH	NACH
Competency 1	5 (0)	0	8 (+2)	0	14 (+2)	2	13 (+2)	1	16 (+1)	1
Competency 2	5 (0)	0	6 (+1)	2	10 (+3)	6	11 (0)	3	16 (+3)	1
Competency 3	5 (0)	0	7 (+2)	1	10 (+1)	6	9 (-1)	5	16 (+2)	1
Competency 4	5 (0)	0	8 (+3)	0	12 (+5)	4	13 (+3)	1	16 (+3)	1
Competency 5	5 (0)	0	6 (+1)	2	10 (+4)	6	11 (0)	3	15 (+2)	2
Competency 6	5 (0)	0	6 (+1)	2	14 (+5)	2	11 (-1)	3	16 (+3)	1
Competency 7	4 (+1)	1	8 (+4)	0	14 (+4)	2	6 (-8)	8	15 (+4)	2
Competency 8	5 (0)	0	8 (+3)	0	14 (+6)	2	12 (+1)	2	15 (+2)	2
Competency 9			8 (+3)	0	9 (0)	7	8 (+5)	6	6 (-4)	11
Competency 10			8 (+2)	0	13 (+7)	3	13 (+4)	1	16 (+8)	1
Competency 11					15 (+9)	1	10 (+5)	4	14 (+3)	3
Competency 12							12 (0)	2		
Competency 13							13 (+1)	1		

COMPETENCYWISE PERFORMANCE - ACHIEVERS (ACH) NON ACHIEVERS (NACH)										
ENGLISH	1 Std		2 Std		3 Std		4 Std		5 Std	
	ACH	NACH	ACH	NACH	ACH	NACH	ACH	NACH	ACH	NACH
Competency 1	5 (0)	0	8 (+3)	0	15 (+4)	1	14 (-1)	0	16 (+1)	1
Competency 2	5 (0)	0	7 (+6)	1	10 (+3)	6	10 (0)	4	13 (+2)	4
Competency 3	5 (+5)	0	6 (+3)	2	10 (+6)	6	11 (+5)	3	15 (+2)	2
Competency 4	5 (0)	0	7 (+3)	1	10 (+6)	6	11 (+2)	3	14 (+1)	3
Competency 5			4 (+2)	4	16(+11)	0	14 (+1)	0	17 (+4)	0
Competency 6					15 (+7)	1	9 (+5)	5	16 (-1)	1
Competency 7					8 (+3)	8				



Note: Grades A,B and C are Achievers. The Values given in the brackets denote the difference between the number of Pre and Post Test Achievers. (For Example: '+2' denotes an increment of 2 students in the Post Test)

COMPETENCYWISE PERFORMANCE - ACHIEVERS (ACH) NON ACHIEVERS (NACH)										
LANGUAGE	1 Std		2 Std		3 Std		4 Std		5 Std	
	ACH	NACH	ACH	NACH	ACH	NACH	ACH	NACH	ACH	NACH
Competency 1	9 (0)	0	12 (-1)	0	13 (-2)	2	11 (+1)	0	15 (+2)	0
Competency 2	9 (0)	0	12 (+2)	0	11 (0)	4	9 (0)	2	14 (+1)	1
Competency 3	9 (+1)	0	12 (-1)	0	13 (+1)	2	9 (0)	2	14 (+1)	1
Competency 4	8 (-1)	1	12 (-1)	0	11 (+2)	4	11 (+4)	0	14 (+1)	1
Competency 5	9 (+3)	0	12 (-1)	0	10 (-2)	5	9 (+1)	2	14 (0)	1
Competency 6	8 (0)	1	12 (0)	0	15 (0)	0	9 (-1)	2	15 (+1)	0
Competency 7	9 (0)	0	12 (-1)	0	13 (+2)	2	11 (+1)	0	14 (+4)	1
Competency 8	9 (0)	0	12 (-1)	0	12 (0)	3	11 (+1)	0	14 (+2)	1
Competency 9			12 (-1)	0	11 (0)	4	11 (+2)	0	15 (+1)	0
Competency 10			12 (-1)	0	13 (+1)	2	11 (+1)	0	15 (+2)	0
Competency 11					14 (0)	1	9 (-1)	2	15 (0)	0
Competency 12							11 (+1)	0		
Competency 13							11 (+1)	0		

COMPETENCYWISE PERFORMANCE - ACHIEVERS (ACH) NON ACHIEVERS (NACH)										
ENGLISH	1 Std		2 Std		3 Std		4 Std		5 Std	
	ACH	NACH	ACH	NACH	ACH	NACH	ACH	NACH	ACH	NACH
Competency 1	8 (0)	1	11 (-1)	1	15 (+1)	0	11 (+1)	0	15 (0)	0
Competency 2	9 (0)	0	12 (-1)	0	9 (+4)	6	11 (+1)	0	13 (-1)	2
Competency 3	8 (+3)	1	12 (-1)	0	11 (+7)	4	10 (+1)	1	15 (0)	0
Competency 4	9 (+1)	0	11 (-2)	1	10 (0)	5	10 (+1)	1	14 (0)	1
Competency 5			12 (-1)	0	15 (0)	0	11 (+1)	0	15 (0)	0
Competency 6					15 (0)	0	9 (0)	2	15 (+1)	0
Competency 7					8 (0)	7				

